

Medical Billing & Coding

Build the foundational knowledge and applied coding skills for a career in healthcare revenue cycle management.

Course Features



Textbook Access

Required texts provided at no additional cost



10 Hours of Tutoring

One-on-one support from subject matter experts



Career & Résumé Support

Professional résumé review and career coaching



Learning Resources

Instructional videos and interactive content



Peer Community


Discussion boards for collaboration and peer support

How This Program Works

The Medical Billing & Coding pathway is structured in five stages. You'll begin with foundation courses in student success, anatomy & physiology, and medical terminology, then progress to the MBC concentration course — a comprehensive curriculum covering diagnostic and procedural coding systems, billing compliance, and health information technology. **A minimum grade of 70% or higher is required in each course throughout the program.** After completing the concentration, you'll receive your university certificate, and then have the option to pursue national certification and access externship placement and career assistance to launch your career.

Throughout the program, you'll learn through self-paced reading assignments, expert-led instructional videos, interactive practice activities, and scenario-based assessments. Periodic

benchmarks validate your mastery before you advance.

 **Note:** Stages 4-5 may occur in different order based on certification requirements. See details below.

STAGE 1

Foundation Courses

Complete these three courses before advancing to the concentration. They establish the mindset, vocabulary, and body-system knowledge essential for medical coding success.

Success for Healthcare Workers

Build self-awareness, time management, critical thinking, and professional skills needed to thrive in course and in career.

Anatomy & Physiology

Explore body systems, anatomical terminology, and clinical documentation with a coding-relevant focus that connects directly to the concentration course.

Medical Terminology

Master the structure of medical terms — prefixes, roots, and suffixes — along with abbreviations, pathology language, and clinical documentation vocabulary.

STAGE 2

MBC Concentration Course

The core of the program — 17 checkpoints that take you from healthcare systems fundamentals through advanced coding applications, with periodic benchmarks to confirm mastery along the way.

Healthcare Foundations & Documentation

Healthcare delivery systems, the revenue cycle, clinical documentation, and data abstraction skills.

ICD-10-CM Diagnostic Coding

Code structure, official guidelines, sequencing logic, medical necessity, and clinical scenario application.

CPT & HCPCS Procedural Coding

Procedural code books, modifiers, E/M coding, body-system surgery sections, and specialty services.

Compliance, Billing & Technology

HIPAA, fraud prevention, claims submission, reimbursement, EHR systems, and coding technology tools.

Course Textbooks

Included with Your Enrollment

The following texts are provided at no additional cost:

Buck's Step-by-Step Medical Coding, 2026 Edition

Step-by-Step Medical Coding Workbook, 2026 Edition

Recommended for Certification Exam Prep

Learners preparing for certification exams may want to purchase the following coding manuals on their own:

ICD-10-CM Code Book

CPT Code Book

HCPCS Level II Code Book

STAGE 3

Receive Your University Certificate

Upon successful completion of all foundation courses and the MBC Concentration Course, you will receive a certificate of completion from our university partner.

What This Certificate Represents

- Official recognition of your completion of a comprehensive medical billing and coding program
- Demonstration of competency in diagnostic and procedural coding, billing compliance, and health information technology
- A credential from a regionally accredited institution to include on your résumé and professional profiles
- Validation of your readiness to pursue externship and employment opportunities

 **Flexible Pathway Ahead**

The order in which you complete your certification exam (Stage 4) and externship/career launch activities (Stage 5) may vary based on the eligibility requirements of your chosen certification. Some certifications require clinical hours before you can sit for the exam, while others allow you to test immediately after coursework completion. **Review our Certification & Job Readiness Guide for personalized guidance** on the best pathway for your career goals.

STAGE 4

Sit for Your Certification Exam

Upon completing the MBC Concentration Course, you'll have access to targeted study materials designed to help you prepare for national certification exams. **Sitting for a certification exam is optional and entirely your choice.**

Certification Options

You may choose to pursue one of the following nationally recognized certifications:

CBCS — Certified Billing & Coding Specialist


Offered by the National Healthcareer Association (NHA). This exam validates your knowledge of medical coding, billing processes, and revenue cycle management.


CCA — Certified Coding Associate

Offered by the American Health Information Management Association (AHIMA). This exam assesses competency in diagnostic and procedural coding across healthcare settings.

CPC — Certified Professional Coder

Offered by the American Academy of Professional Coders (AAPC). This exam validates your expertise in CPT, ICD-10-CM, and HCPCS coding for physician-based settings.

 **Eligibility Requirements:** Each certifying organization has its own eligibility criteria, which may include specific educational requirements, clinical hour minimums, or other prerequisites. You are responsible for verifying that you meet all requirements before registering for an exam.

 **When to Take the Exam:** You may choose to sit for your certification exam after gaining hands-on experience through your externship or first job position in order to obtain hours to meet eligibility requirements.

STAGE 5

Externship & Career Launch Support

Upon completing the MBC Concentration Course, you'll receive comprehensive resources and guidance to secure your externship placement and launch your career in medical billing and coding.

Externship Support

- Externship introductory call to guide your site search
- Access to prospective externship sites in your area
- Clinical affiliation agreement template
- Site procurement checklist to organize your outreach
- On-site success strategies to maximize your experience
- Clinical hours timesheet template
- 30-day follow-up call to support your progress

Career Placement Support

- Career services introductory call
- Prospective employer leads in your area
- Mock interview preparation to build your confidence
- 30-day follow-up to support your job search

Your Active Role: You will take the lead in securing your externship placement and job position. Our career support team provides resources, site leads, templates, and guidance throughout the process—but you'll be responsible for reaching out to facilities, coordinating placements, and managing your job search. This hands-on approach builds the professional communication and initiative skills that employers value.

Program Policies

Minimum Grade Requirement

A minimum grade of 70% or higher is required in each course throughout the program. This applies to all foundation courses and the concentration course.

Academic Integrity

Academic integrity is the pursuit of scholarly activity in an honest, truthful, and responsible manner. Violations include plagiarism, cheating, fabrication, and academic misconduct. Failure to comply may result in a zero on

the assessment, removal from the course, or revocation of an academic transcript.

Course Completion

All required coursework must be attempted, submitted, and graded for the course to be considered complete. Required coursework consists of graded assignments, benchmarks, and the final exam.

AI Use-Case Policy

AI use-case policies are designated per assessment and noted within each checkpoint. StraighterLine Preppy Pathways support three models: **Independent Work Requirement**, **AI-Assisted Planning Option**, and **AI-Integration Requirement**. Refer to individual assessments for the applicable policy.